

PROPERTY OF DEUTSCH E.C.D.

This drawing contains proprietary information that shall not be disclosed, duplicated, nor used in whole or in part for any purpose other than to evaluate this drawing.

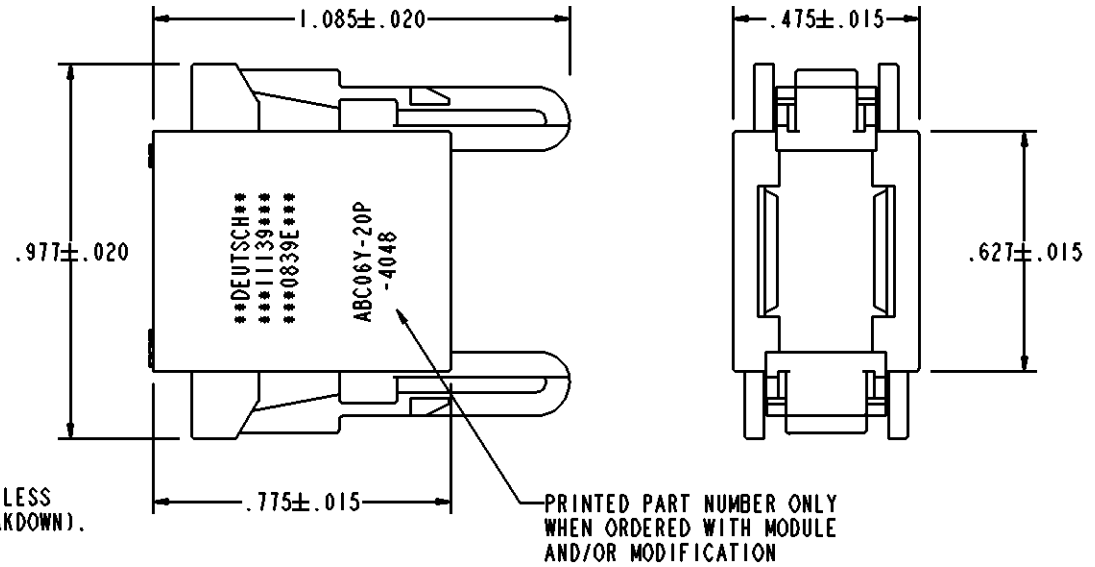
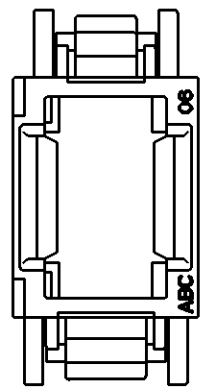
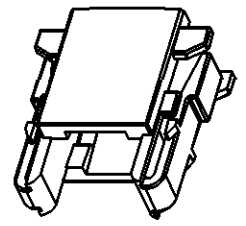
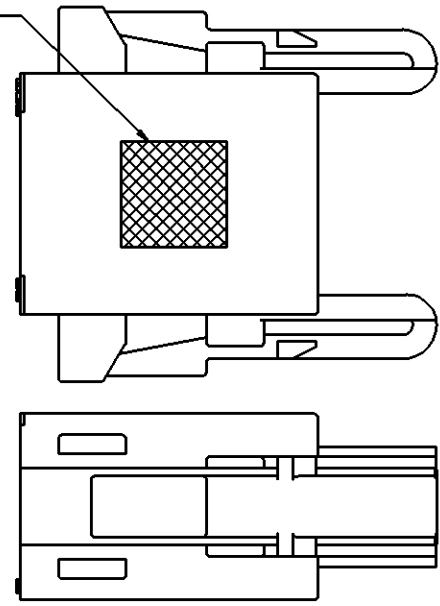
- ABC06* - ***

REVISIONS			
REV	DESCRIPTION	DATE	APPROVED
-	NEW RELEASE PER E.O. C7551	091218	R.B.

ABC06 * - ** * - ****

- MODIFICATION
- CONTACT STYLE
P = PIN
S = SOCKET
- MODULE ARRANGEMENT
SEE ENVELOPE
DRAWING 55500
- COLOR CODE COLOR
N = NONE
P = PURPLE
R = RED
O = ORANGE
Y = YELLOW
B = BLUE
G = GREEN
- BASIC IDENTIFIER

INK COLOR CODE
WHEN APPLICABLE



PRINTED PART NUMBER ONLY
WHEN ORDERED WITH MODULE
AND/OR MODIFICATION

6. CONSULT FACTORY FOR AVAILABILITY.
5. CONNECTOR MAY BE ORDERED WITHOUT MODULES. PART NUMBER FOR CONNECTOR LESS MODULE IS ABC06* (ALPH CHARACTER FOR * REQUIRED, SEE PART NUMBER BREAKDOWN).
4. FOR ADDITIONAL INFORMATION, SEE INFORMATION DRAWING 3125-203-0000.
3. MATES WITH ABC03* RECEPTACLE. ACCEPTS ALL DEUTSCH 1/2" MODULES. MODULE NOT REMOVEABLE ONCE INSTALLED. SEE ENVELOPE DRAWING 55500 FOR ADDITIONAL INFORMATION.
2. APPROXIMATE WEIGHT: .0066 POUNDS.
1. MATERIAL: POLYETHERIMIDE COLOR BLACK.

NOTES: UNLESS OTHERWISE SPECIFIED.

SIGNATURE & DATE	
DR	A. RASMUSSEN 091217
CHK	R. BUXTON 091218
PE	A. RASMUSSEN 091217
APPD	A. RENGIFO 091218
SCALE	NONE WT

INLINE PLUG
CONNECTOR
ABC SERIES
SINGLE MODULE

ENVELOPE

NBO	809	MATL CODE
DEUTSCH		
ENGINEERED CONNECTING DEVICES		
250 EDDIE JONES WAY OCEANSIDE, CA 92058		
A SHEET	ABC06* - ***	
	CODE 11139	SHEET OF